

THE TRAPPERS' HERALD

HARVEY COUNTY PARK WEST, SINCE 1977

THE 38TH ANNUAL TRAPPERS' RENDEZVOUS

The tradition of the rendezvous was started by General William Ashley's men of the Rocky Mountain Fur Company in 1825. Mountain man James Beckworth described the festivities as a scene of "mirth, songs, dancing, shouting, trading, running, jumping, singing, racing, target shooting, yarns, and frolic with all sorts of extravagances that mountain men, trappers, and native Americans could invent."

Following in the tradition of the mountain men and trappers of the early 1800's, Scouts and Scouters will gather Jan. 16-18, 2015 for The 38th Trappers' Rendezvous. More than 6,500 are expected for a load of the same kind of grousing and winter fun! So, make plans to meet at Harvey County Park West for this, the annual event.


**Scouts & Traders should....
"Be prepared"!**

Old Blue Knees says, "You traders should bring yer trade goods...fur, antlers, beads, handmade items, and patches, jest to name a few. All make a great tradable!"



Trapper rendering by Artist Rhonda Rodericks.

CALLING ALL VENTURING YOUTH!



Any and all Venturing youth are encouraged to attend the 38th annual Trappers Rendezvous and participate in the activities. The Quivira Council VOA meeting will be at 3:00 on Saturday afternoon at Trappers' Headquarters. All Venturing Youth are encouraged to come to the meeting to hear about the Quivira Council Venturing program and activities. Need another reason to come and check it out? Rumor has it there will be hot cobbler for those in attendance. See you there....

THE TRAPPERS WORLD FRIENDSHIP FUND CHALLENGE

Lord Baden-Powell created the world wide movement known as 'Scouting.' We are all apart of this global movement and strive to create peace throughout the globe by promoting fellowship and understanding.

The World Friendship Fund directly supports the Scouting movement in more than 120 countries!

This year we want to challenge every Scout to donate \$0.25 to this cause! Please invite each of your members to bring at least 1 quarter to support the growth of Scouting through out the world.



TABLE OF CONTENTS

Trappers Introduction	1
Activities/Events	2-3
Trading Information	
Rules and Regulations	4
Check-In	6
Parking and Map	7
Check-Out	7
Registration/ Planning	15
T-Shirt Orders	17

SCHEDULE OF EVENTS

Friday

5-9PM	Registration/Check-in @ HQ
9PM	Leaders Meeting (SPL/Pres. & One Adult)

Saturday

8AM	Registration/Check-in
9AM	Events Open
12-1PM	Events Closed for Lunch
12-3PM	Registration Closed
1-4PM	Events Reopen
3PM	Venturing Meeting
3PM	O. A. Gathering
4PM	Mountain Man Contest start
4:30PM	John Colter Run
6PM	Catholic Mass
7PM	Patch Trading
7PM	Chili/Spam Cook-off Judging
7:30PM	Leaders Meeting & Evaluation (SPL/President & One Adult)
8PM	Unit Campfires

Sunday

8AM-12PM	Check Out
9AM	Interfaith Worship Service

EVENTS FOR 2015

Besides the traditional feasts, reunions, feasts-o'-skill, and tall tales, there will be:

- Scout's Chili and Spam Cook-off
- Snow Snakes
- B-B Gun Range
- Black powder rifle shooting
- Hawk throw
- Flint & Steel Fire Start
- Trapper's Village
- Buzzard's Gulch
- Ark River Trading Co.
- Red Dog Saloon
- Trading, trading, trading
- John Colter's Run
- "Have you seen the Trappers & Mountain Men?"
- Patch-trading extravaganza
- Coleman Store
- SPL/SM - Crew President/Advisor
- Venturing Meeting
- Archery



Keep up on the latest information and resources for Trappers and White Buffalo District by liking us @:
www.facebook.com/TrappersRendezvous & www.facebook.com/WhiteBuffaloDistrict

TRAPPERS' BRIEFS

THE STORY OF THE MOUNTAIN MAN...

"Where's the Natives what'll put arr'ers in your back? Where's yer slatherin' wolves or the rollin' prairie? Where's grizzly brown bear as can claw the bark off a gum tree?

Here's a man for ya! I'm half horse, half gater, togher'n a earth quake. I've got the prettiest gal, the fastest horse, and the ugliest dog... I can out jump, out run, throw down, drag out and whip any man in old Kaintuck.

I told my pap and mam I was coming to the mountains to trap and be a mountain man. Acted like they was gut shot! Sez, son make your life go there. Here is where the people is. The mountains is for animals and savages. I sez, Mother Gue, Rocky Mountains is the marrow of the world. By god, I was right.

I might never see'em but my common sense tells me the Andes is foothills and the Alps is for Children to climb. These here is god's finest sculpturing. There ain't no laws fer brave ones. Ain't no asylums fer the crazy ones. There ain't no churches `cepten right here. An there ain't no priest `cept for the birds. By god, I ARE A MOUNTAIN MAN and I'll live til' an arr'er or a bullet finds me and then I'll turn inter a post and moulder into the further building up of these here mountains, the back bone of the world. WAUGH!"
- *Jeremiah Johnson Movie, by Warner Bros.*

RED DOG SALOON

Plan to visit the Red Dog for souvenirs, mountain man soup, hot & cold drinks and snacks. **Open Friday 6:00p.m.-10:30 p.m. Sat 8 a.m. 'til we're sold out!**

BUZZARDS GULCH OR THE ARK RIVER TRADING CO.

Stop at the Gulch or the Ark River Trading Co. for a free cup of hot cider, and get your souvenirs branded.

LEADERS MEETINGS

Your unit's youth leader and one adult are invited to the Friday night and Saturday night leaders meeting (sorry, space limited).

BLACK-POWDER SHOOTING

First Scouts must stop by the BB-range to qualify to shoot Black-Powder. Scouts may bypass "shooting" to qualifying at the BB-range by bringing a copy of their "Hunter Safety Card." If they can answer the safety questions on the back of a target, they will then be given the target that will qualify them to shoot Black-Powder. You must present a target from the BB-range to shoot Black-Powder!

CHILI AND SPAM COOK-OFF CONTEST

The Chili and Spam cooking contest continues to grow each year, and our brave Trappers' staff continues to be the judges. While supplies last, Spam can be picked up at Headquarters to be used in the competition. Winners will receive prizes. Entries must be completely made by Scouts and presented at the Cook-off competition. SPL's and Scoutmasters or Presidents and Advisors should attend the Friday leaders' meeting for competition location and time and much more information. (No armadillo or opossum meat, please!)

HAVE YOU SEEN THE OLD TRAPPER CONTEST

Scouts will search out the rendezvous for the likes of Jim Bridger, Joe Meek, Jedediah Smith and Hugh Glass. When a Scout finds and befriends an ol' trapper they will receive a token. A limited number of prizes will be given to those who find all the old trappers first.

BE PREPARED!

Please ensure all Scouts are ready for any weather!

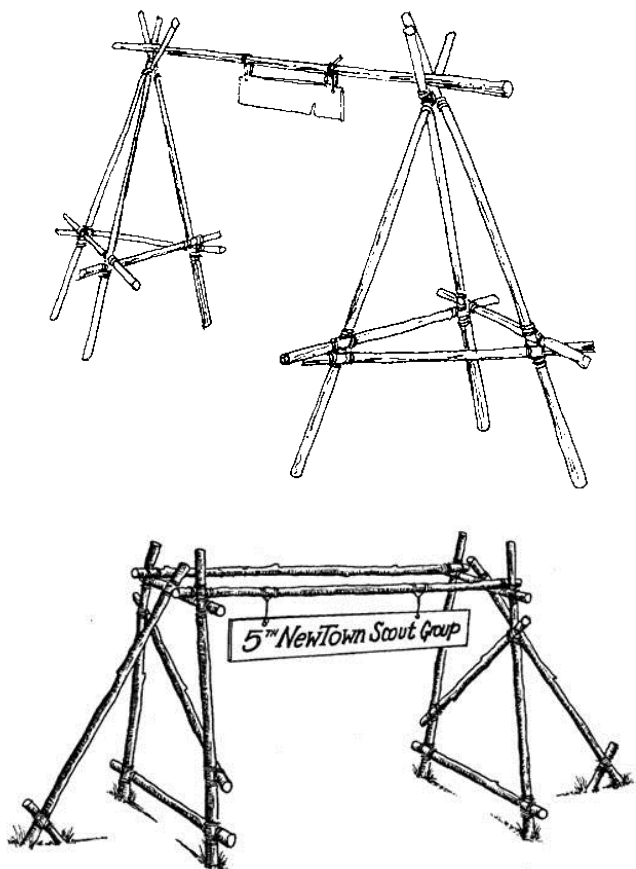
TRAPPERS' BRIEFS

TROOP GATEWAY COMPETITION

For safety reasons, we are asking every Boy Scout Troop and Venturing Crew to clearly identify themselves, visible from the road. This allows us to find people in case of a need. But just like everything in Scouting, we want to make it fun!

We ask Troops and Crews to take pride in who they are and where they come from. Build a Gateway that shows off your skills and talents.

Judges will be by to identify the Troop and/or Crew with the best gateway. The winning unit will receive a prize for their efforts and the satisfaction of a job well done!



CONGRATS TO OUR 2014 WINNER!

**TROOP 428
HEART OF AMERICA COUNCIL**

WHAT'S NEW HIGHLIGHTS

Each year we strive to improve the event. New events, activities and policies are put in place to make it safer and more exciting. Please thoroughly read through the below highlights and ensure you are familiar with this years changes.

- Cub Scouts and Webelos at Trappers: Webelos 2 should be the **only** youth from Cub Scout Packs on site. They should be paid and registered **prior to arriving**.
- Firewood: Should be precut/chopped prior to arriving on site. No chopping should happen on the Park grounds.
- Security and Thefts: Due to a recent trend in thefts, a new policy is in place. If you are caught or suspected, the Sheriff's Office will be the ones handling the case. We will also be working to heavily increase on site security.
- Saturday "Guests": Harvey Co. now allows us to shut down the park for our private use. Meaning all those who arrive on Saturday will be required to be paid and registered. They must be parents of or registered members of the Boy Scouts of America. This is not a public event, or a "Go See It" for Cub Scouts. Under-age children are not permitted to be on site.
- Units will need to park any nonessential cars on NW 24th or the South East part of the park. This will allow more camp locations for tents and less car traffic throughout the event. (Try to keep 1 car and 1 trailer only).
- The main road down through all the program areas will be closed on Saturday. This is to help avoid any potential safety risks, while allowing emergency vehicles the access they need in case of an emergency.

www.facebook.com/TrappersRendezvous

Or follow the White Buffalo District as well at:

www.facebook.com/WhiteBuffaloDistrict

Great things are coming to Trappers in 2015!

TRAPPERS' BRIEFS

MOUNTAIN MAN CONTEST

The finals for the Hawk Throw and Flint & Steel Fire -starting contests start at 4:00p.m. An authentic hawk is awarded to the best thrower, and a flint & steel kit to the best fire starter.

JOHN COLTOR RUN

Nebraska, when first made on the map, included all the country from the present Nebraska-Kansas line north to Canada. In this first Nebraska of the early days, in the part that is now Montana, there occurred the remarkable escape of John Colter.

John Colter was a trapper who crossed the continent to the Pacific Ocean with Lewis and Clark. On their way back, in 1806, Colter saw so many signs of wildlife along the Missouri that he got leave of Captain Lewis to stay there and trap. This was in the heart of the country of the Blackfoot Indians.

"Brave as a buffler bull in Spring." John Colter managed to escape sure death at the hand of the Blackfoot Indians by running seven days. To commemorate this event we will have the John Colter run! Bring your running moccasins.



JOHN COLTOR RUN DRESS CODE

As a very popular event at Trappers, the John Coltor run has grown to include hundreds of participants each year. The Order of the Arrow has done a great job putting on this event and we want this event to continue for a very long time. With that in mind, we decided to help identify things that should or should not be worn by participants in this event.

Runners can wear items like long johns, pajamas, running shorts and shirt, and appropriate costumes. Remember just to use common sense.

Runners should NOT wear Speedos or "tighty whities" and should wear enough garments to cover the body's core.

For adults choosing to participate, please keep in mind your role as a leader and keep all BSA policies in mind when choosing what to wear or what not to wear.

Common sense is to be used when deciding what is appropriate. If you have any questions, please contact Jim Pogue @ scouterjp@yahoo.com.



TRADING AT TRAPPERS!

Trading was always a part of any "rendezvous" and youth trading is a big part of Trappers'. The boys can start small and go home with some really nice stuff. As a reminder of **our trading policy**, please:

- 1). **Monitor what your boys are trading.**
- 2). This is "Trading", **no** money is to be used by Scouts or Units.
- 3). No Fireworks
- 4). No live ammunition
- 5). No fixed-blade knives; they are **not** allowed at Trappers. (This includes all fixed blades sharpened or unsharpened. This includes: metal arrowheads, throwing stars, spring assisted knives, switch blades, sharpened railroad stakes, spears, or swords.) (Only exceptions are those in your camping area used for cooking.)
- 6). No Firearms or anything resembling a firearm. (This includes: BB, Air soft, Nerf, water guns, crossbows, blow dart guns or anything shaped like a gun.)
- 7). State Fish & Game regulation prohibit possession of "migratory bird" feathers and parts.
- 8). **NO** commercial / for-profit selling is allowed by Scouting Units.

Please be courteous to our Staff and Security if they ask for you to put something away or need to confiscate an item. They are volunteering their time to keep everyone safe and should be respected as such. There is no 100% way to keep this list all inclusive of what is not allowed at Trappers. Any item that has been confiscated can be picked up at Headquarters during Checkout. The best rule is to use common sense.

Notice: To keep things fair and to prevent any issues. All adults, must only trade with other adults. Adults should not be trading with youth. If noticed, adults will be asked to remove themselves from trading.

RECOMMENDED ITEMS TO TRADE!

Trading is the most popular event at Trappers and that is how it was in the 1800's, back then they did not have throwing stars, car radios, and Pokémon cards to name a few items. Items like these make it look more like a garage sale not a rendezvous event.

Please have your youth try to bring simple handmade items that they can make at a troop meeting like duct tape wallets, leather pouches, wood carvings or beaded chokers/bracelets. Choose simple items you can make; just use the internet to find ideas.

Please be 100% sure that your leadership and your youth know and understand what they can bring to trade and what they can trade for.

Items such as patches and other cool Scouting items are also great and very popular.

Any Unit that has been caught trading with or for something not sanctioned by the BSA or policies outlined in this publication, can be asked to leave and will not be allowed to return the following year.

Safety for all Scouts at this event is the highest priority and any Scout or Scouter not following guidelines and policies will be asked to leave Trappers. Please prepare your entire group to make good and safe decisions while at Trappers 2015!

Be aware, be responsible, and be prepared!

Do you have Questions?

If so contact us and we will be happy to help:

Brad Hoheisel, Event Director
whitebuffaloscouter@cox.net
316-249-4532 (H)

Thomas Montiel, Senior District Executive
thomas.montiel@scouting.org
316-491-2233 (W)

RULES AND REGULATIONS

PLEASE ORIENT YOUR UNIT!

Please consider that our use of Harvey County Park West is a privilege and follow all rules and Park Regulations. Violators will be asked to leave the park immediately. *BSA has made a deposit securing the use of the park and any infractions of the regulations could result in a loss of our deposit money.*

BSA, PARK & EVENT POLICY

1. **NO FLAMES IN TENTS.** (BSA policy prohibits the use of liquid-fuel stoves, heaters, lanterns, lighted candles, matches, or other flame sources in or near tents!)
2. **No** riders in the back of trucks or on trailers. (BSA policy and State law)
3. NO fixed-blade knives, firearms or ammunition are allowed. (No BB, Air soft or anything resembling a firearm.)
4. NO Fireworks. (BSA policy and State law)
5. **Bring your own firewood.** Above-ground fires only
No pit fires — Fires must be contained in a fire barrel or park fire rings, with no fire rings in camping pad area. Please use clean wood only (with no nails, oil, etc.), and take home any unused wood. There is no cutting of standing trees, dead or alive, without ranger's approval.
6. All straw is the responsibility of individual units. Straw is not to be left in park. (*See Checkout, Page 9*)
7. Stay away from the river or ponds, this includes the ice when present.—Make sure all youth know this rule!
8. All garbage is camper's responsibility. If trash receptacles are full, garbage must be taken out with you when you leave. Ashes need to be dumped in the appropriate dumpster by Headquarters.
9. All event locations take priority over camping areas, and must be OK'd by Trappers' Chairman and Park Ranger.
10. Camping allowed in designated areas only. Picnic tables are not to be moved.
11. Check-in begins at 5 p.m. Friday. Any Scouting Unit setting up or staking out a camping area before the Trappers' check-in time starts, is responsible to pay the park ranger any additional Harvey County Park camping fees.
12. Units must use a reasonable camping area. Units taking too much space will be asked to reduce their campsite to accommodate other troops.
13. Camp parking is limited to ONE vehicle, plus trailer, per Scout unit. Other vehicles may unload but must be parked in the designated parking areas until checkout, Sunday AM. All vehicles must park at least **Six Feet from the Road** surface to allow for emergency vehicles.
14. Obey park speed limits.
15. Water hydrants at ranger's house are not for public use. Water hydrants are marked on the map and will have a pink flag flying above them.
16. Restroom facilities are provided. Please use them. If they are labeled Male or Female please respect their usage.
17. Report all emergencies to Rendezvous Headquarters and First-Aid, if needed, as soon as possible.
18. Dead animals found in the park must be left alone. Notify ranger—No animal carcasses are to be moved or disturbed.
19. All steel tepees (campers) must go to the east side of the park (No Exceptions). Electricity and camper hookups are only available by arrangement with the ranger (they are in the first cul-de-sac on the east side).
20. No unapproved commercial sales or unit fund raising will be allowed (barter and trading is encouraged).



TRAPPERS' RENDEZVOUS PLANNING NOTES

Trappers' is a "cold-weather" camping event...depending on the weather of course! *All participants should be prepared with the proper clothing, footwear, and equipment for the weather.*

Registration Fee is \$9.00 per participant. Late fee, after Jan. 9, is \$5 more per participant.

FHOD accounts may only be used for pre-registration, Quivira Council units only.

NO FHOD payments will be accepted at the event.

Trappers' patches are included in your fee and will be available for distribution to those units who pre-registered with fees paid prior to Jan. 11.

(Those registering late or arriving after the supply is gone will receive patches after a reorder.)

Special Prize Drawing: Units that are pre-registered by the Jan. 9 deadline will be entered in a drawing, at the Saturday night Leaders meeting, for a special item of camping equipment for their unit!

Fires: **NO** ground fires. Bring your own pre-chopped wood as **NO** timber will be cut from the Park. Please do not use any wood that contains nails, staples etc.

Straw: No straw will be sold at Trappers'. If you bring straw for insulation, it must be burned following Trappers' or taken out with you.

Trappers' is designed to be a Boy Scout, Team, and Venturing Event.

2nd-year Webelos dens (only) may attend Trappers' with your troop. (Must be pre-registered and paid)

It is recommended that Webelos arrive Saturday morning, and that any final decision to stay overnight be made after arrival, and considering:

1.) Conditions: Are the boys... cold, wet or tired? and are they equipped to stay?

(Webelos Scouts are intended to do "fair weather" camping only.)

2.) Number of parents attending with the unit.

(BSA Youth Protection Guidelines & Common Sense.)

Unit Activities: Encourage your Scouts to share in the fun by preparing an appropriate Rendezvous activity for others to participate in.

Worship: Catholic Mass will be held at 6 p.m. on Saturday. An Interfaith Worship Service will be held Sunday morning at 9:00.

World Friendship Fund: Donation to the fund will be collected at Saturday's Mass, Sunday's Interfaith Service, and at Camp HQ. If none of these work for you John Davis will come to your unit campsite.

The Red Dog Saloon: Bring XTRA wampum for; hot drinks, soup, snacks, and selected merchandise that will be sold at the trading post.

The Coleman Outlet Store
Will again have goods for sale.

The National BSA Shop

Come check out what the National Scout Shop has to offer!

Reminder: Pre-registration deadline is Jan. 9 for Trappers'. If your unit is not signed up with fees paid by that date, then you must bring your registration and roster with you, and pay at the event.

FHOD accounts may be used for pre-registration (Quivira Council)

NO FHOD payments at the event .



COLD WEATHER TIPS

Be prepared to avoid wind. The wind-chill factor will make you cold in even relatively mild weather. For example, you will feel like it is 10 to 20 degrees below zero when the actual temperature is 20 degrees above zero, if there is a 20-mile per hour wind.

Suggestions:

- In your campsite, you can create a relatively wind-free area by pitching tarps in such a way as to form walls against the wind. This will give your group a place to gather around the fire when they get cold.
- Individuals out in the open can protect themselves from wind by wearing closely-woven wind breakers and by wearing clothing in several layers.
- Wear a hat when you are outdoors in the cold, and especially in windy conditions. Your head radiates heat more than any other part of your body. If you can retain that heat, the rest of your body will be warmer.
- In tents without floors, pack snow around the bottom of the tent to block wind.

Stay dry and keep your sleeping bags and blankets dry.

Suggestions:

- Wear water-repellent boots and have rain gear handy.
- Carry your bedroll in a waterproof container—a trash bag will work fine.
- If you accidentally fall in the snow, brush it off before it melts and makes your clothing wet.
- If you fall into water, head for shelter with a fire immediately to dry off and change into dry clothing. (Be prepared by bringing extra clothing!) Go or send word to camp headquarters.
- Use tents with a waterproof floor or use waterproof ground clothes—plastic is good. Avoid dragging snow and moisture into the tent on your feet and clothing.
- Do not sleep in the clothing you have worn all day or in clothing you will wear the next day. Perspiration from your body makes them damp and reduces their insulation value.

Insulate yourself at all times.

Suggestions:

- Wear clothing in several layers—including long johns or a second pair of pants. Wool or thermal weave fabrics are great. Several pairs of socks in shoes that aren't too tight will help—rubber boots will help too!
- Add blankets to your bedroll. Even a heavy sleeping bag will be warmer if you line it with a blanket.
- Have newspapers or straw available to spread on the ground where you sleep in order to keep the cold away from your body.

Your menu and beverages are important.

Suggestions:

- Your body needs food to produce heat. Plan to eat more than normal. Stews and one-pot meals are easy to pre-

pare and you gain the advantage of eating warm food.

- Hot beverages are best, but be certain that you drink sufficient fluids to avoid dehydration. Cold weather



draws moisture from the body, leading to dehydration.

Be aware that you are in a cold environment and know the signs of hypothermia.


Suggestions:

- Loss of feeling in toes, fingers, and other exposed parts of the body is a sign to get to shelter.
- Shivering is a natural reaction to cold, but if you can't stop shivering, you are beginning to experience hypothermia and should seek immediate shelter. Go to camp HQ or other heated building to get warm.

NO flames in tents! Proper preparation will help ensure safe and warm fun!




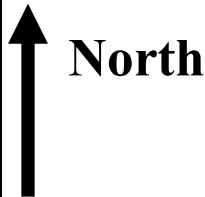
These tips will help Scouts enjoy cold-weather camping; a challenging activity that adds excitement to the Scouting experience. Well-equipped and warmly-dressed Scouts not only have more fun but they are also prepared to experience a wider range of activities.

Yours in Scouting,
Old Blue Knees.....

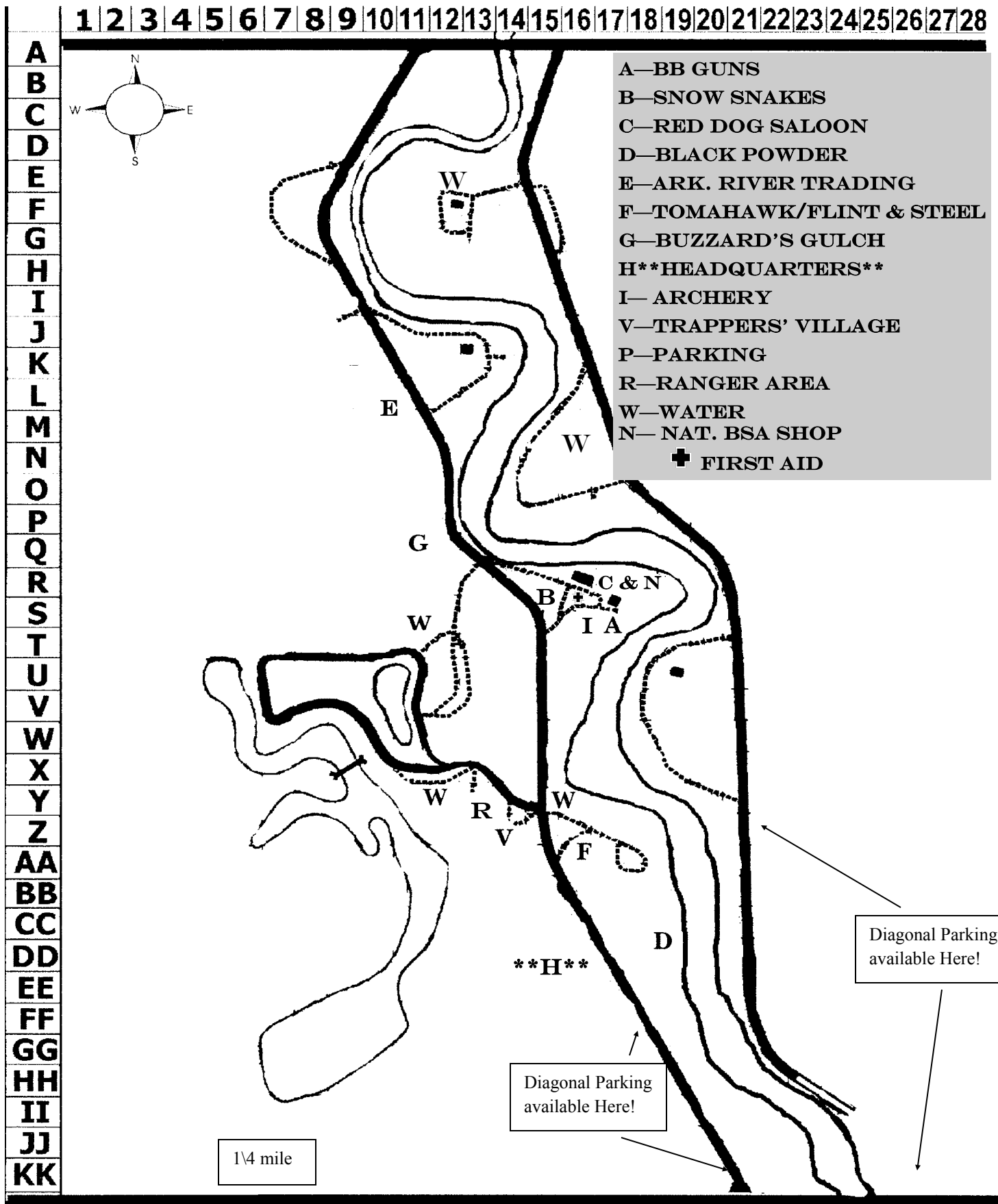


DIRECTIONS

Harvey County Park West is 10 miles west of Newton on Hwy 50. Turn north on Harvey County (H.C.) 801, Halstead intersection. Go north 4 mi. to H.C. 564, and turn west 3.5 miles to the Park and proceed to the south, please reference site map for headquarters location for check-in. The address for the park office is 2731 West Park Rd. Burrton KS 67020 (this will get you close) GPS location: 38.08686 N 97.58301 W.



TRAPPERS ACTIVITY LOCATOR MAP



NW 24TH STREET (CO RD 566)

CHECK-IN PROCEDURES

All units must check-in at Headquarters and report the position of their campsite on the locator map. There are a few places (including the wildlife area and event locations) where camping is not permitted and a stop at HQ will avoid problems.

Must bring a copy of Preregistration/Registration and Roster with you.

This will help to ensure your check-in process goes as quickly and smoothly as possible.

PARKING PROCEDURE

Your help is needed in making this event a success.

The following parking procedure has been implemented for a safer and better Trappers' Rendezvous.

As the number of campers grows at Trappers', concerns about congestion and the safety of our youth has necessitated these parking procedures:

All vehicles need to be kept at least 6 feet away from the road for the safety of our youth.

Each troop is requested to park only one vehicle (and a trailer) at their campsites.

All additional vehicles need to be parked in designated parking areas.

Parking areas will be on the South East side of the river or along NW 24th Street Co. Rd. 566.

This policy should provide less congested camping areas, allow youth to set up and do their trading well off the roadways, and maintain access for emergency vehicles.

We greatly appreciate your cooperation.



Please continue to check the Website and facebook for updates to Trappers 2015!

CHECK-OUT PROCEDURES

All participants are subject to the following check-out procedures for Trappers' Rendezvous!

If you do not check out, you will not receive your Trappers' patches. No exceptions!

If you are leaving on Saturday, contact headquarters (HQ) before dark. Sunday morning, there will be staff roaming the park starting at 8:00 a.m., wearing orange vests and driving in vehicles with Rendezvous flags on the antenna. When you are ready to check out, have your SPL/President signal one of the staffers for a campsite inspection. After the inspection, you will be given your patches and trailer sticker.



Inspection Checkpoints:

1. All trash and food picked up. If you are camped along a wooded area, we will look in the trees. If you are along a road, that is part of the area you are responsible for.
2. Any fire barrels and trash cans in your area should be emptied (**trash in dumpsters, ashes will have a separate dumpster**).
3. Fire rings must be cold-out and excess coals removed.
4. No straw or wood left on site—take it with you!
5. If you are near a restroom, it is your unit's responsibility to clean it (cleaning gear available at HQ).

Thanks you for your cooperation and patience. Let's leave the park cleaner than we found it!

HELP WANTED!

OPPORTUNITIES TO HELP WITH TRAPPERS 2015!

In 2014, Trappers had registration of more than 6,500 Scouts and Scouters. It was an amazing event and all enjoyed themselves. As we continue to grow and improve, more opportunities are becoming available for those who love Trappers and want to help out.

Check out the list of opportunities below and contact us if you are interested in helping out!

SECURITY

Help keep an eye on what's being traded and traffic. This can easily be done by leaders who are already walking the event and would require very little time commitment on Saturday.

CAMP INSPECTORS (CHECK-OUT)

With 200+ units wanting to get home on Sunday, we are looking to grow this team. If you are able to give 2 hours of your time on Sunday morning, we would greatly appreciate your help.

CHECK IN HELP

There's no better way to put it than our beloved Trappers staff isn't getting any younger! If you would like to continue to help Trappers run smoothly, contact us and volunteer to help out in our Head Quarters!

MOUNTAIN MEN AND PROGRAM AREAS

Trappers is made possible by the nearly 150 volunteer staff members that work throughout the year to continually improve the program and safety of this event. The images of the men and women who work this event are forever painted into the minds of the youth we all serve. If you want to be part of that image, maybe this is where you would love to serve.

For information about this opportunities, contact:

Brad Hoheisel, Event Director

whitebuffaloscouter@cox.net

316-249-4532 (H)



38th TRAPPERS' RENDEZVOUS REGISTRATION

JANUARY 16-18, 2015

Hosted by the White Buffalo District – Quivira Council, BSA

Please pre-register by completing this form and roster (on the back side) and return with fees by Friday, January 9 2015. A late fee of \$5 will be charged after this date.

Date _____ Unit # _____ District _____ Council _____

Leader in Charge : _____ Position _____

Address _____ Phone () _____

City/St/Zip _____ E-Mail _____

Registration Fees

	Fees - Before Fri. Jan. 9	After Jan. 9	Total
# of 2nd-Yr WEBELOS	_____ @ \$9.00	_____ @ \$14.00	\$ _____
# of Scouts	_____ @ \$9.00	_____ @ \$14.00	\$ _____
# of Venturing Youth	_____ @ \$9.00	_____ @ \$14.00	\$ _____
# of Adult Leaders	_____ @ \$9.00	_____ @ \$14.00	\$ _____

Total Fees \$ _____

Amount Enclosed \$ _____

Charge from our F.H.O.D. Account * \$ _____

Balance Due \$ _____

Office Account # 1-6801-614 -20

(STAFF USE ONLY):

Final Balance Due \$ _____

FHOD accounts may only be used for pre-registration
NO FHOD payments will be accepted at the event .

Complete and Return to: Quivira Council, BSA
 3247 N. Oliver
 Wichita, Ks. 67220

I have read and understand the current Trappers' Herald for the Trappers' Rendezvous 2015, at Harvey County Park West . I agree to abide by all rules and regulations.

Leader in Charge _____ **Date** _____
 (Signature)

TRAPPERS' RENDEZVOUS PARTICIPATION ROSTER
PLEASE BRING A COPY OF UNIT ROSTER AND PREREGISTRATION RECEIPT WITH YOU TO CHECK IN.

Unit # _____

Youth Names

(Please indicate how the youth is registered)

Name Boy Scout/ Venturer Webelos

1	_____		
2	_____		
3	_____		
4	_____		
5	_____		
6	_____		
7	_____		
8	_____		
9	_____		
10	_____		
11	_____		
12	_____		
13	_____		
14	_____		
15	_____		
16	_____		
17	_____		
18	_____		

Adult Leader Names

(Minimum of Two-Deep Leadership Required)


- 1 _____
- 2 _____
- 3 _____
- 4 _____
- 5 _____
- 6 _____
- 7 _____
- 8 _____
- 9 _____
- 10 _____
- 11 _____
- 12 _____
- 13 _____
- 14 _____
- 15 _____
- 16 _____

Add additional sheets as needed

Trappers' Rendezvous Apparel

Here's your unit's opportunity to pre-order a Trappers' Long Sleeve T-Shirt or Hoodie. **It is recommended to preorder apparel**, we will have limited inventory at the event. All apparel must be picked up by 11am on Saturday of the event.

Orders for shirts and full payment are due in Quivira Scout office by **CLOSE OF BUSINESS 12/31/2014. Sizes available from Adult S – 4XL**



Amount Enclosed	\$ _____
Charge from our F.H.O.D. Account *	\$ _____
Total Fees	\$ _____

Hoodie Sweatshirt adult size	Long Sleeve T-shirt adult size
# of S – XL _____ @ \$19.00 = _____	# of S – XL _____ @ \$10.00 = _____
# of XXL _____ @ \$21.00 = _____	# of XXL _____ @ \$12.00 = _____
# of XXXL _____ @ \$22.00 = _____	# of XXXL _____ @ \$12.00 = _____
# of XXXXL _____ @ \$22.00 = _____	# of XXXXL _____ @ \$13.00 = _____
Total fees \$ _____	Total fees \$ _____

Office Account # 1-6811-614 -20

Complete and have in the Scout Shop by close of business 12/31/14 to:

**Quivira Council, BSA
3247 N. Oliver
Wichita, Ks. 67220**

Council: _____

Unit: Troop/ Team / Crew _____ Unit Leader: _____

